

# Steps for Online Fee Payment

1. Website: [www.apsdigicamp.com](http://www.apsdigicamp.com)



Click Login

2.

Click on Student



User Name: Admission No. of Your Child

Password: password

School: Army Public School Jalandhar

Enter Captcha

Click on Login

3.


Fee Details  
Click here to pay  
Fee



4.

Secure | <https://www.apsdigicamp.com/student/payDue.php>

Total Due	
Sl No	Account
1	COMPUTER FEE
2	PUPIL FUND
3	TUITION FEE
4	ADMISSION FEE
5	INSURANCE FEE
6	SCHOOL JOURNAL FEE
7	SCIENCE FEE
8	SECURITY (REFUNDABLE)
	Total:


Online Payment 

Click Online Payment

5.


Secure | <https://www.apsdigicamp.com/onlinepaymentindex.php>

Click Pay Now

 **ARMY PUBLIC SCHOOL, JALANDHAR**

KRISH (Course: GENERAL, Class: IV)

Select the payment gateway.


 **HDFC BANK**


Please do not press the back or refresh button of the browser during the whole transac


6.


Pay through **EASYEMI** with HDFC Bank Credit Cards.

**Billing Information**

 Amount  
**Rs. 5257.00**





 Order No  
**1102018194743**

 Merchant  
[www.apsdigicamp.com](http://www.apsdigicamp.com)

 Website  
[www.apsdigicamp.com](http://www.apsdigicamp.com)

PAY WITH

PAY WITH

-  HDFC BANK CREDIT CARD
-  HDFC BANK DEBIT CARD
-  OTHER BANK CREDIT CARD
-  OTHER BANK DEBIT CARD
- NET BANKING

Choose your Option and Pay.